

# Identification and registration

When personal mobility vehicles and bikes with more than two wheels are put to commercial use, it is obligatory to identify and register them.

Vehicles will be identified using a QR code, except those with a power output of over 250 W, which do not form part of this classification as they are vehicles which require a number plate.



## How should vehicles be registered?

1. A prior appointment should be booked by calling B:SM customer services (938 875 034).
2. All the required documents for each vehicle should be taken to the appointment to register them with the B:SM customer support office (C/ Calàbria, 66. Barcelona).
3. B:SM will send each operator the corresponding stickers and keyring cards for each vehicle which meets the requisites of the register.
4. The stickers should then be put on the vehicles as instructed.
5. Further information at [bsmsa.cat](https://bsmsa.cat).

## For sustainable mobility for a healthier city

[barcelona.cat/bicicleta](https://barcelona.cat/bicicleta)

# Regulating personal mobility vehicles

## and cycles with more than

## two wheels in Barcelona



Ajuntament de  
Barcelona

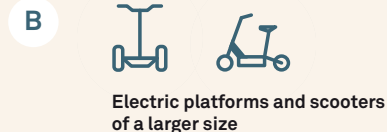


# A pioneering set of regulations

Barcelona has put together an unprecedented **plan to regulate personal mobility vehicles (PMV) and cycles with more than two wheels**, with the aim of **solving compatibility issues over public spaces and promoting a safe and sustainable mobility**, given the growing presence of this new mobility which will continue gaining road space.

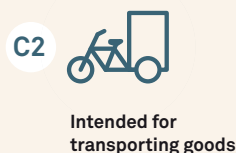
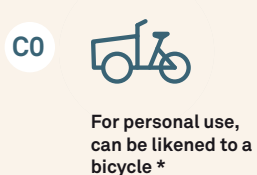
## What are personal mobility vehicles?

They are electric devices which, depending on their features, are classed as follows:



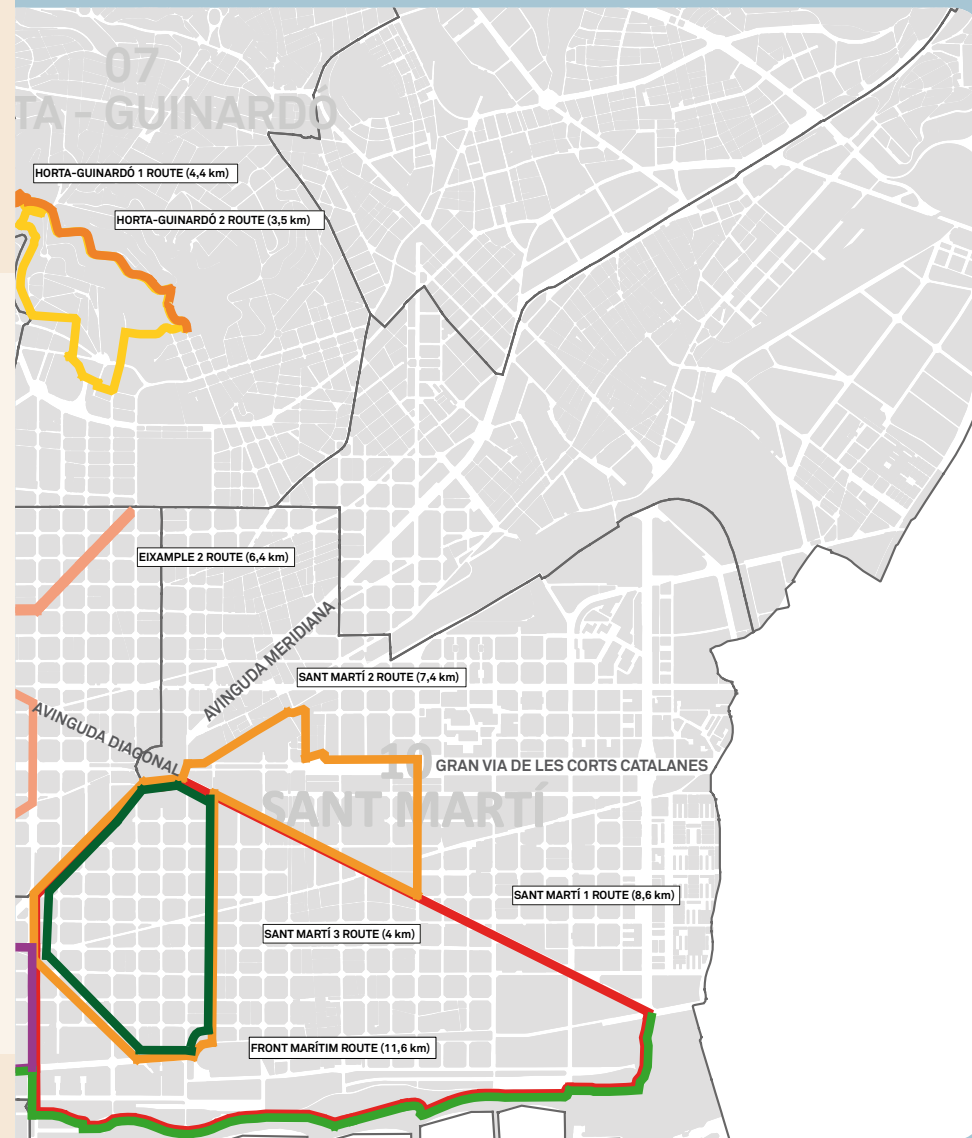
## What are cycles with more than two wheels?

They are cycles which, depending on their features, are classed as follows:



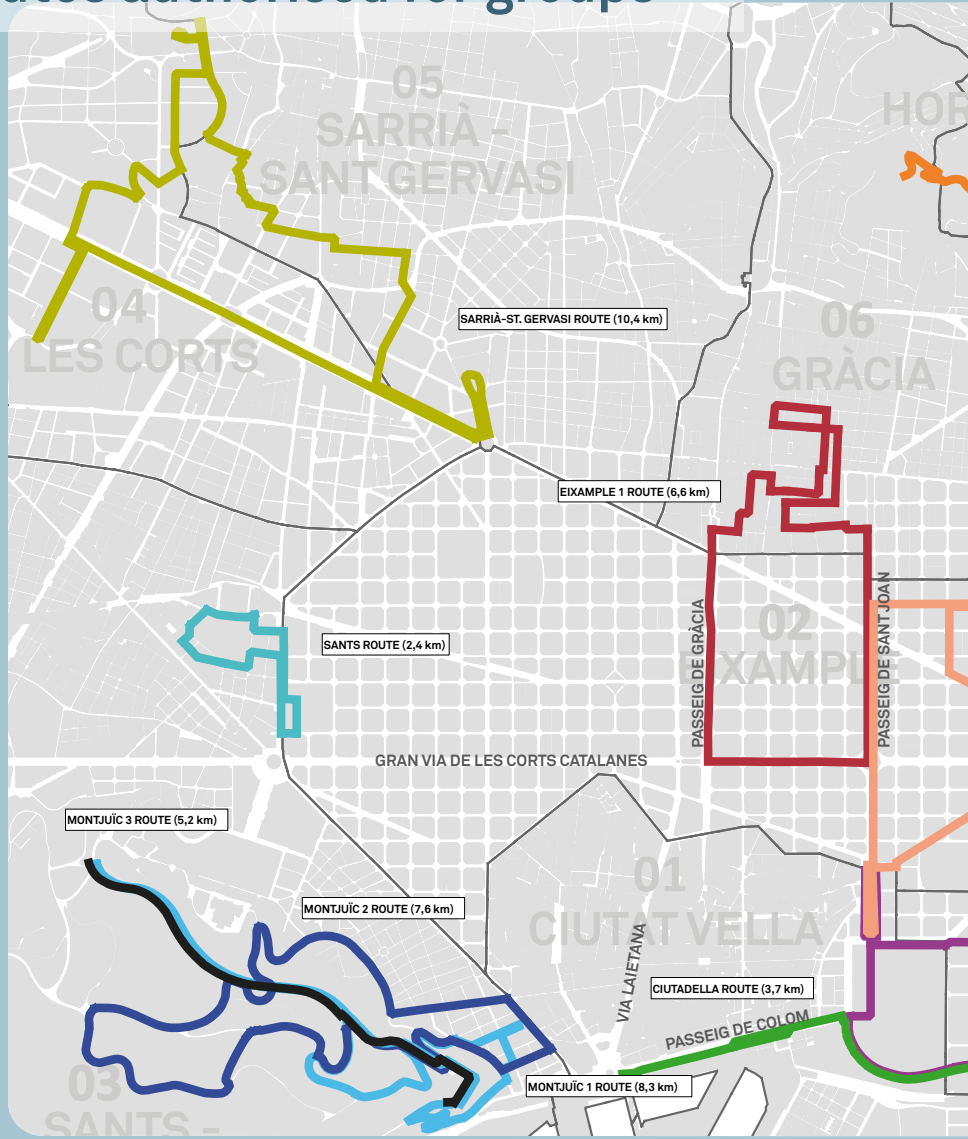
\* This vehicle is governed by bicycle-traffic regulations

	A	B	C1	C2
Maximum weight	25 kg	50 kg	500 kg	
Maximum length	1 m	1,9 m	3,1 m	
Maximum width	0,6 m	0,8 m	1,5 m	
Maximum height	2,1 m	2,1 m	2,1 m	



FRONT MARÍTIM ROUTE (11,6 km) TYPE A + TYPE B	MONTJUÏC 2 ROUTE (7,6 km) TYPE B
CIUTADELLA ROUTE (3,7 km) TYPE A + TYPE B	MONTJUÏC 3 ROUTE (5,2 km) TYPE A
MONTJUÏC 1 ROUTE (8,3 km) TYPE B	SANTS ROUTE (2,4 km) TYPE B
	SARRIÀ-SANT GERVASI ROUTE (10,4 km) TYPE B

## Routes authorised for groups



- HORTA-GUINARDÓ 1 ROUTE (4,4 km) — EIXAMPLE 2 ROUTE (6,4 km) **TYPE B**
- HORTA-GUINARDÓ 2 ROUTE (3,5 km) — SANT MARTÍ 1 ROUTE (8,6 km) **TYPE B**
- EIXAMPLE 1 ROUTE (6,6 km) — SANT MARTÍ 2 ROUTE (7,4 km) **TYPE B**
- MONTJUÏC 1 ROUTE (8,3 km) — SANT MARTÍ 3 ROUTE (4 km) **TYPE A**
- MONTJUÏC 2 ROUTE (7,6 km)
- MONTJUÏC 3 ROUTE (5,2 km)
- SANTS ROUTE (2,4 km)
- CIUTADELLA ROUTE (3,7 km)

## Traffic areas and conditions

Traffic conditions and areas have been regulated according to the classification of these types of vehicles.

	Maximum capacity	Standard helmet	Lights and reflectors	Bells	Identification and registration	Insurance	Minimum age	Market-route groups*	Mandatory Guide*
<b>Type A</b>	1	✓*			✓*	✓*	16	3-6 +guide***	2 +guide
<b>Type B</b>	1	✓	✓	✓	✓*	✓*	16	3-6 +guide***	2 +guide
<b>Type C1</b>	driver +3		✓	✓	✓*	✓*	16**	1	
<b>Type C2</b>	driver		✓	✓	✓*	✓*	16	1	

\* For economic activities.

\*\*\* A distance of 50 m must be maintained between groups.

**Penalties.** Fines for infringements: minor, up to €100; serious, up to €200 and very serious, up to €500.

\*\* Where people are transported in a standardised device, drivers.

**Pedestrians take precedence, we are promoting positive community life.**

# Traffic areas and regulations

Drivers of PMVs and cycles with more than two wheels must act with diligence and caution to avoid harming themselves or others, avoid putting other road users at risk and always respect the right of way of pedestrians.



## Pavements

Driving is not permitted on pavements.

- Where pavements are more than 4.75 m wide and there is 3 m of free space:

Type C2 vehicles may access them to reach premises and shops where goods are loaded and unloaded.



## Single-level streets

If the area is exclusively for pedestrians, only Types A and C2 may travel along them, at a maximum speed of 10 km/h.

- If a single-level street allows vehicle traffic, then Types B and C1 can also travel along them, at a maximum speed of 20 km/h.

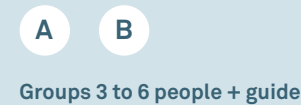
# Special conditions for

## economic activities

Where personal mobility vehicles are performing a **profit-making commercial, tourist or leisure activity**, they need to abide by several **special traffic conditions**.



**Types A and B vehicles**, with a maximum of two people and mandatorily accompanied by a guide, and that of **Type C1**, with a maximum of one vehicle per person, must meet the **general traffic conditions** for the type of vehicle and area it travels through.



**Groups**, made up of between three and six people with **Type A or B vehicles** must be accompanied by a guide and may only travel along the **designated routes** marked out on the map.

A distance of over 50 metres must be kept between the groups.

Whoever is responsible for the economic activity must ensure that the users of the personal mobility vehicles and cycles with more than two wheels have a minimum level of aptitude to guarantee their safety and the safety of all the other users of the public road.

They must also be informed of authorised routes and their traffic conditions.

There may be specific restrictions in areas and districts where there is pressure from traffic or special problems with this type of vehicle.



## 30 km/h zones

Types B, C1 and C2 may travel in these zones, up to a maximum of 30 km/h and in the direction indicated on the traffic signs.

- ! Type A may only travel in these zones where the maximum vehicle speed allowed is over 20 km/h.



## Roads

Types C1 and C2 may travel on all roadways, except along roads that are part of the basic network (which concentrates a large flow of traffic and connects to the city), where they are banned.

Nevertheless, if the street or road in the basic network is provided with a cyclist infrastructure (cycle lane), mobility vehicles and cycles with more than two wheels may travel along this lane.



## Parks

Types A and B vehicles may only travel up to a maximum speed of 10 km/h.

- ! Types C2, goods transport vehicles, may only travel along them to access refreshment and food stalls for loading and unloading.

They must respect the right of way of pedestrians, the natural heritage and the urban furniture. They must respect the indications of the signs provided, cyclist paths and the routes of the paved or unpaved areas, if there are any. They may not travel on flowerbeds or areas or zones with vegetation of any kind, or along any area prohibited by a sign.

## Where can the vehicles be parked?

The vehicles may only be parked in **authorised parking places**.

They may not be tied to trees, traffic lights, benches or other types of urban furniture where this affects their functioning or purpose; parked opposite loading and unloading zones, in places reserved for other users, for people with reduced mobility; or in services or areas where parking is not allowed; in emergency exits, hospitals, clinics or out-patients' departments; Bicing service areas, and on pavements where this obstructs pedestrians.


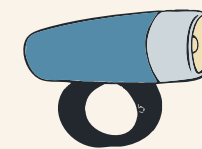
## Crash helmets are mandatory

For users of **Type A** vehicles, where there is **economic activity**, and for **all users of Type B vehicles**.

In all other cases, crash helmets are merely recommended.

## Reflective elements, lights and bells

**It is mandatory for all vehicle types to bear reflective elements, lights and bells, with the exception of Type A vehicles, where it is only recommended they bear these for better visibility along public roads.**



## Insurance

It is mandatory for a civil liability insurance policy to be taken out for all natural and legal persons concerned, whether as vehicle owners or by any other title, against third parties and passengers in type C1 vehicles and to cover any alternative compensation for any harm, damage and/or loss arising from the use of such vehicles and cycles by users given access to them for free or for hire.

Where the use of the vehicle is personal, the insurance is not mandatory but recommended.

## Minimum age

The minimum age for driving PMVs or cycles with more than two wheels is **16 in all cases**.


Where people are transported on a standardised device (Type C1), drivers must be of legal age (18).

It may be used by an individual under the age of 16 outside traffic areas in places that are closed to the traffic under the responsibility of parents or tutors, provided that the vehicle is suitable for that individual's age, height and weight.

## Penalty system

Changes to the Byelaw's text include a penalty system that establishes fines of up to **€100 for minor infringements**, of up to **€200 for serious infringements** and of up to **€500 for very serious infringements**.

The right of way of pedestrians must be respected, speeds adapted to their movements and no manoeuvres carried out that may have an adverse effect on their safety.



### Bicycle lanes on pavements

Types A, B, C1 and C2 may travel along these lanes, provided the width of the cyclist infrastructure allows it.

They may only travel in the direction indicated on the lane's signs, up to a maximum of 10 km/h and they must respect the roads signs that are provided.



### Bicycle lanes on roads

Types A, B, C1 and C2 may travel along these lanes, provided the width of the cyclist infrastructure allows it.

They may only travel in the direction indicated on the lane's signs, up to a maximum of 30 km/h and they must respect the roads signs that are provided.

Vehicles must slow down when they are crossing a pedestrian path to avoid conflict situations with pedestrians and take all the necessary precautions.