

Cost Report 2015

CORPORATE REPORT

INFRASTRUCTURE AND URBAN COORDINATION (1200)



INFRASTRUCTURE AND URBAN COORDINATION (1200)

NATURE OF COST

Nature	Process Cost	% Cost	City Cost	% Cost	Process vs City	% Process vs City
Cleaning	21.919,43	0,10%	36.463.413,80	1,68%	0,06%	
Depreciation	190.997,78	0,85%	97.081.566,06	4,46%	0,20%	
External contracts	10.121.486,97	45,00%	605.150.702,25	27,80%	1,67%	
Financial expenses	327.592,94	1,46%	28.086.749,72	1,29%	1,17%	
Grants and Transfers	6.999.545,22	31,12%	437.908.074,63	20,12%	1,60%	
Human Resources	2.375.592,26	10,56%	592.336.641,12	27,21%	0,40%	
Human Resources: Company social contributions	116.199,72	0,52%	12.140.453,28	0,56%	0,96%	
Human Resources: Compensation for the service	2.893,20	0,01%	213.929,81	0,01%	1,35%	
Human Resources: Other social costs	874,11	0,00%	95.110,35	0,00%	0,92%	
Human Resources: Transportation of personnel	6.339,12	0,03%	566.716,79	0,03%	1,12%	
Human Resources: Wages and salaries	453.106,85	2,01%	46.785.227,96	2,15%	0,97%	
Leasing	137.915,18	0,61%	35.737.544,79	1,64%	0,39%	
Maintenance, repairs and conservation	99.310,99	0,44%	59.483.826,38	2,73%	0,17%	
Notifications	69.082,19	0,31%	6.853.892,88	0,31%	1,01%	
Other expenses	795.761,22	3,54%	124.953.779,40	5,74%	0,64%	
Purchase of materials and perishable goods	16.256,05	0,07%	4.903.384,72	0,23%	0,33%	
Studies and technical works	27.191,67	0,12%	11.965.196,13	0,55%	0,23%	
Supplies: Electricity	24.841,13	0,11%	25.578.822,25	1,18%	0,10%	
Supplies: Gas	1.811,19	0,01%	5.188.536,44	0,24%	0,03%	
Supplies: Other	606.121,85	2,69%	29.369.343,63	1,35%	2,06%	
Supplies: Telephone and data	96.686,03	0,43%	10.209.887,48	0,47%	0,95%	
Supplies: Water	1.085,03	0,00%	5.616.009,90	0,26%	0,02%	
	22.492.610,13	100,00%	2.176.688.809,77	100,00%		

INFRASTRUCTURE AND URBAN COORDINATION (1200)

COSTS OF MANDATORY AND NON-MANDATORY SERVICES BY TYPE, MANAGEMENT OFFICE AND SUBPROCESS

Type / Management / Subprocess	Subprocess Cost	% Cost	Mandatory* Cost	% Cost	% C.M. / Cost	Non Mandatory Cost	% Cost	% C.NotM. / Cost
City Council (0)	22.492.610,13	100,00%	22.033.187,70	100,00%	97,96%	459.422,43	100,00%	2,04%
Deputy Manager's Office of Environment and Urban Services (5001)	132.031,08	0,59%	132.031,08	0,60%	100,00%	0,00	0,00%	0,00%
Energy and Environmental Quality	132.031,08	0,59%	132.031,08	0,60%	100,00%	0,00	0,00%	0,00%
Deputy Manager's Office for Mobility and Infrastructures (5002)	22.360.579,05	99,41%	21.901.156,61	99,40%	97,95%	459.422,43	100,00%	2,05%
Infrastructures and Urban Areas	18.548.109,28	82,46%	18.520.511,44	84,06%	99,85%	27.597,84	6,01%	0,15%
Signage	2.307.129,39	10,26%	2.307.129,39	10,47%	100,00%	0,00	0,00%	0,00%
Urban Resilience	465.704,32	2,07%	90.831,69	0,41%	19,50%	374.872,63	81,60%	80,50%
Work Coordination in Public Areas	1.039.636,06	4,62%	982.684,09	4,46%	94,52%	56.951,97	12,40%	5,48%
	22.492.610,13	100,00%	22.033.187,70	100,00%	97,96%	459.422,43	100,00%	2,04%

*In accordance with Law Regulating the Basis of Local Municipal Charter of Barcelona sectoral legislation to date.

INFRASTRUCTURE AND URBAN COORDINATION (1200)

COSTS OF MANDATORY AND NON-MANDATORY SERVICES BY TYPE, MANAGEMENT OFFICE AND INHABITANT

Type / Management / Subprocess	Subprocess Cost	Citizen Cost	Mandatory* Cost	Citizen Cost	Non Mandatory Cost	Citizen Cost
City Council (0)	22.492.610,13	14,02	22.033.187,70	13,73	459.422,43	0,29
Deputy Manager's Office of Environment and Urban Services (5001)	132.031,08	0,08	132.031,08	0,08	0,00	0,00
Energy and Environmental Quality	132.031,08	0,08	132.031,08	0,08	0,00	0,00
Deputy Manager's Office for Mobility and Infrastructures (5002)	22.360.579,05	13,94	21.901.156,61	13,65	459.422,43	0,29
Infrastructures and Urban Areas	18.548.109,28	11,56	18.520.511,44	11,54	27.597,84	0,02
Signage	2.307.129,39	1,44	2.307.129,39	1,44	0,00	0,00
Urban Resilience	465.704,32	0,29	90.831,69	0,06	374.872,63	0,23
Work Coordination in Public Areas	1.039.636,06	0,65	982.684,09	0,61	56.951,97	0,04
	22.492.610,13	14,02	22.033.187,70	13,73	459.422,43	0,29

*In accordance with Law Regulating the Basis of Local Municipal Charter of Barcelona sectoral legislation to date.

Population: 1.604.555

INFRASTRUCTURE AND URBAN COORDINATION (1200)




COSTS AND INCOME BY SUBPROCESS

ALLOCATION OF COSTS

	132.031,08	Energy and Environmental Quality
	2.307.129,39	Signage
	1.039.636,06	Work Coordination in Public Areas

	18.548.109,28	Infrastructures and Urban Areas
	465.704,32	Urban Resilience



	104.027,28	Energy and Environmental Quality
	0,00	Signage
	16.117.390,73	Work Coordination in Public Areas

	234.081,59	Infrastructures and Urban Areas
	0,00	Urban Resilience



ALLOCATION OF INCOME

INFRASTRUCTURE AND URBAN COORDINATION (1200)

COSTS, REVENUE AND COVERAGE RATE BY TYPE, MANAGEMENT OFFICE AND SUBPROCESS

Type / Manager's Office / Subprocess	Cost	Direct Cost	Cost Indirect	Structure Indirect Cost	Income	Coverage Rate
City Council (0)	22.492.610,13	17.662.494,07	1.531.143,39	3.298.972,67	16.455.499,60	73,16%
Deputy Manager's Office of Environment and Urban Services (5001)	132.031,08	110.482,86	4.055,95	17.492,27	104.027,28	78,79%
Energy and Environmental Quality	132.031,08	110.482,86	4.055,95	17.492,27	104.027,28	78,79%
Deputy Manager's Office for Mobility and Infrastructures (5002)	22.360.579,05	17.552.011,21	1.527.087,44	3.281.480,40	16.351.472,32	73,13%
Infrastructures and Urban Areas	18.548.109,28	14.875.614,52	950.505,45	2.721.989,31	234.081,59	1,26%
Signage	2.307.129,39	1.666.263,30	302.288,10	338.577,99	0,00	
Urban Resilience	465.704,32	289.779,27	107.581,57	68.343,47	0,00	
Work Coordination in Public Areas	1.039.636,06	720.354,11	166.712,31	152.569,63	16.117.390,73	1550,29%
	22.492.610,13	17.662.494,07	1.531.143,39	3.298.972,67	16.455.499,60	73,16%

INFRASTRUCTURE AND URBAN COORDINATION (1200)

COSTS, REVENUE AND COVERAGE RATE BY TYPE, MANAGEMENT OFFICE, SUBPROCESS AND ACTIVITY

Type / Manager's Office / Subprocess / Activity / Task	Cost	Direct Cost	Cost Indirect	Structure Indirect Cost	Income	Coverage Rate
City Council (0)	22.492.610,13	17.662.494,07	1.531.143,39	3.298.972,67	16.455.499,60	73,16%
Deputy Manager's Office of Environment and Urban Services (5001)	132.031,08	110.482,86	4.055,95	17.492,27	104.027,28	78,79%
Energy and Environmental Quality	132.031,08	110.482,86	4.055,95	17.492,27	104.027,28	78,79%
Large infrastructures (1205)	10.522,32	8.805,02	323,24	1.394,06	0,00	
Urban tunnels (120504)	10.522,32	8.805,02	323,24	1.394,06	0,00	
Urban Spaces (1204)	121.508,76	101.677,84	3.732,71	16.098,21	104.027,28	85,61%
Electric vehicle infrastructures (120410)	121.508,76	101.677,84	3.732,71	16.098,21	104.027,28	85,61%
Deputy Manager's Office for Mobility and Infrastructures (5002)	22.360.579,05	17.552.011,21	1.527.087,44	3.281.480,40	16.351.472,32	73,13%
Infrastructures and Urban Areas	18.548.109,28	14.875.614,52	950.505,45	2.721.989,31	234.081,59	1,26%
Large infrastructures (1205)	7.352.196,79	5.896.715,13	376.525,27	1.078.956,39	0,00	
Barcelona ring roads and Gran Via Nord (120503)	7.281.029,76	5.839.341,06	373.176,28	1.068.512,42	0,00	
Municipally governed infrastructures (120501)	33.031,25	26.590,24	1.593,57	4.847,43	0,00	
Non-municipally governed infrastructures (120502)	27.597,84	22.232,76	1.315,02	4.050,06	0,00	
Urban tunnels (120504)	10.537,94	8.551,06	440,41	1.546,47	0,00	
Urban Spaces (1204)	11.195.912,49	8.978.899,39	573.980,18	1.643.032,92	234.081,59	2,09%
Elevator and escalator apparatus (120406)	1.247.344,14	1.000.345,22	63.947,52	183.051,40	8.449,14	0,68%
Maintenance of service galleries (120408)	163.234,22	130.910,60	8.368,52	23.955,10	0,00	
Management of events infrastructure: elements, teams, fences, signs, etc. (120409)	905.789,33	726.425,05	46.437,05	132.927,23	0,00	
Pavement (120411)	2.653.171,30	2.127.790,68	136.019,97	389.360,65	0,00	
Road structures (120402)	1.733.452,98	1.390.194,85	88.868,83	254.389,30	0,00	
Urban furniture (120401)	4.492.920,51	3.603.232,99	230.338,29	659.349,23	225.632,45	5,02%
Signage	2.307.129,39	1.666.263,30	302.288,10	338.577,99	0,00	
Urban Spaces (1204)	2.307.129,39	1.666.263,30	302.288,10	338.577,99	0,00	
Maintenance of road and path markings (120403)	1.153.564,69	833.131,65	151.144,05	169.288,99	0,00	
Maintenance of vertical sign posts and signals (120404)	1.153.564,69	833.131,65	151.144,05	169.288,99	0,00	
Urban Resilience	465.704,32	289.779,27	107.581,57	68.343,47	0,00	
Contingencies and emergencies (1203)	374.872,63	233.260,27	86.598,70	55.013,65	0,00	
Resilience (120301)	374.872,63	233.260,27	86.598,70	55.013,65	0,00	
Strategic and cross-departmental projects (1202)	90.831,69	56.519,00	20.982,88	13.329,82	0,00	
Studies, projects and follow-up on strategic projects (120201)	90.831,69	56.519,00	20.982,88	13.329,82	0,00	

INFRASTRUCTURE AND URBAN COORDINATION (1200)

COSTS, REVENUE AND COVERAGE RATE BY TYPE, MANAGEMENT OFFICE, SUBPROCESS AND ACTIVITY

Type / Manager's Office / Subprocess / Activity / Task	Cost	Direct Cost	Cost Indirect	Structure Indirect Cost	Income	Coverage Rate
Work Coordination in Public Areas	1.039.636,06	720.354,11	166.712,31	152.569,63	16.117.390,73	1550,29%
Large infrastructures (1205)	227.807,87	157.845,95	36.530,45	33.431,47	0,00	
Barcelona ring roads and Gran Via Nord (120503)	56.951,97	39.461,49	9.132,61	8.357,87	0,00	
Municipally governed infrastructures (120501)	56.951,97	39.461,49	9.132,61	8.357,87	0,00	
Non-municipally governed infrastructures (120502)	56.951,97	39.461,49	9.132,61	8.357,87	0,00	
Urban tunnels (120504)	56.951,97	39.461,49	9.132,61	8.357,87	0,00	
Work Coordination in Public Areas (1201)	811.828,19	562.508,17	130.181,86	119.138,16	16.117.390,73	1985,32%
Amounts not assignable	0,00	0,00	0,00	0,00	16.054.468,56	
Coordination of public service infrastructures (ACEFAT) (120101)	430.468,50	298.267,60	69.028,39	63.172,51	62.922,17	14,62%
Drafting studies, work projects, preliminary and receiving reports (120103)	46.357,52	32.120,69	7.433,73	6.803,10	0,00	
Work and Mobility Coordination in Public Areas (COM) (120102)	335.002,17	232.119,87	53.719,75	49.162,55	0,00	
	22.492.610,13	17.662.494,07	1.531.143,39	3.298.972,67	16.455.499,60	73,16%

INFRASTRUCTURE AND URBAN COORDINATION (1200)

COSTS, REVENUE AND COVERAGE RATE BY TYPE, MANAGEMENT OFFICE, SUBPROCESS AND ORGANISATION

Type / Management Office / Subprocess / Activity / Task / Organisation	Cost	Direct Cost	Cost Indirect	Structure Indirect Cost	Income	Coverage Rate
City Council (0)	22.492.610,13	17.662.494,07	1.531.143,39	3.298.972,67	16.455.499,60	73,16%
Deputy Manager's Office of Environment and Urban Services (5001)	132.031,08	110.482,86	4.055,95	17.492,27	104.027,28	78,79%
Energy and Environmental Quality	132.031,08	110.482,86	4.055,95	17.492,27	104.027,28	78,79%
Large infrastructures (1205)	10.522,32	8.805,02	323,24	1.394,06	0,00	
Urban tunnels (120504)	10.522,32	8.805,02	323,24	1.394,06	0,00	
Energy Services and Environmental Quality Directorate (5001.0001)	10.522,32	8.805,02	323,24	1.394,06	0,00	
Street Lighting Department (5001.000102)	10.522,32	8.805,02	323,24	1.394,06	0,00	
Urban Spaces (1204)	121.508,76	101.677,84	3.732,71	16.098,21	104.027,28	85,61%
Electric vehicle infrastructures (120410)	121.508,76	101.677,84	3.732,71	16.098,21	104.027,28	85,61%
Energy Services and Environmental Quality Directorate (5001.0001)	121.508,76	101.677,84	3.732,71	16.098,21	104.027,28	85,61%
Street Lighting Department (5001.000102)	121.508,76	101.677,84	3.732,71	16.098,21	104.027,28	85,61%
Deputy Manager's Office for Mobility and Infrastructures (5002)	22.360.579,05	17.552.011,21	1.527.087,44	3.281.480,40	16.351.472,32	73,13%
Infrastructures and Urban Areas	18.548.109,28	14.875.614,52	950.505,45	2.721.989,31	234.081,59	1,26%
Large infrastructures (1205)	7.352.196,79	5.896.715,13	376.525,27	1.078.956,39	0,00	
Barcelona ring roads and Gran Via Nord (120503)	7.281.029,76	5.839.341,06	373.176,28	1.068.512,42	0,00	
Infrastructure and Urban Space Services Directorate (5002.0001)	7.281.029,76	5.839.341,06	373.176,28	1.068.512,42	0,00	
Railways and Ports Coordination Department (5002.000102)	6.272,97	5.130,64	221,76	920,58	0,00	
Street-Network Department (5002.000101)	7.274.756,79	5.834.210,42	372.954,52	1.067.591,85	0,00	
Municipally governed infrastructures (120501)	33.031,25	26.590,24	1.593,57	4.847,43	0,00	
Infrastructure and Urban Space Services Directorate (5002.0001)	33.031,25	26.590,24	1.593,57	4.847,43	0,00	
Railways and Ports Coordination Department (5002.000102)	6.272,97	5.130,64	221,76	920,58	0,00	
Street-Network Department (5002.000101)	26.758,28	21.459,61	1.371,81	3.926,86	0,00	
Non-municipally governed infrastructures (120502)	27.597,84	22.232,76	1.315,02	4.050,06	0,00	
Infrastructure and Urban Space Services Directorate (5002.0001)	27.597,84	22.232,76	1.315,02	4.050,06	0,00	
Railways and Ports Coordination Department (5002.000102)	6.272,97	5.130,64	221,76	920,58	0,00	
Street-Network Department (5002.000101)	21.324,87	17.102,12	1.093,26	3.129,49	0,00	
Urban tunnels (120504)	10.537,94	8.551,06	440,41	1.546,47	0,00	
Infrastructure and Urban Space Services Directorate (5002.0001)	10.537,94	8.551,06	440,41	1.546,47	0,00	
Railways and Ports Coordination Department (5002.000102)	6.272,97	5.130,64	221,76	920,58	0,00	
Street-Network Department (5002.000101)	4.264,97	3.420,42	218,65	625,90	0,00	
Urban Spaces (1204)	11.195.912,49	8.978.899,39	573.980,18	1.643.032,92	234.081,59	2,09%

INFRASTRUCTURE AND URBAN COORDINATION (1200)

COSTS, REVENUE AND COVERAGE RATE BY TYPE, MANAGEMENT OFFICE, SUBPROCESS AND ORGANISATION

Type / Management Office / Subprocess / Activity / Task / Organisation	Cost	Direct Cost	Cost Indirect	Structure Indirect Cost	Income	Coverage Rate
Elevator and escalator apparatus (120406)	1.247.344,14	1.000.345,22	63.947,52	183.051,40	8.449,14	0,68%
Infrastructure and Urban Space Services Directorate (5002.0001)	1.247.344,14	1.000.345,22	63.947,52	183.051,40	8.449,14	0,68%
Infrastructure and Urban Space Services Directorate (5002.0001)	0,00	0,00	0,00	0,00	8.449,14	
Street-Network Department (5002.000101)	1.247.344,14	1.000.345,22	63.947,52	183.051,40	0,00	
Maintenance of service galleries (120408)	163.234,22	130.910,60	8.368,52	23.955,10	0,00	
Infrastructure and Urban Space Services Directorate (5002.0001)	163.234,22	130.910,60	8.368,52	23.955,10	0,00	
Street-Network Department (5002.000101)	163.234,22	130.910,60	8.368,52	23.955,10	0,00	
Management of events infrastructure: elements, teams, fences, signs, etc. (120409)	905.789,33	726.425,05	46.437,05	132.927,23	0,00	
Infrastructure and Urban Space Services Directorate (5002.0001)	905.789,33	726.425,05	46.437,05	132.927,23	0,00	
Street-Network Department (5002.000101)	905.789,33	726.425,05	46.437,05	132.927,23	0,00	
Pavement (120411)	2.653.171,30	2.127.790,68	136.019,97	389.360,65	0,00	
Infrastructure and Urban Space Services Directorate (5002.0001)	2.653.171,30	2.127.790,68	136.019,97	389.360,65	0,00	
Street-Network Department (5002.000101)	2.653.171,30	2.127.790,68	136.019,97	389.360,65	0,00	
Road structures (120402)	1.733.452,98	1.390.194,85	88.868,83	254.389,30	0,00	
Infrastructure and Urban Space Services Directorate (5002.0001)	1.733.452,98	1.390.194,85	88.868,83	254.389,30	0,00	
Street-Network Department (5002.000101)	1.733.452,98	1.390.194,85	88.868,83	254.389,30	0,00	
Urban furniture (120401)	4.492.920,51	3.603.232,99	230.338,29	659.349,23	225.632,45	5,02%
Infrastructure and Urban Space Services Directorate (5002.0001)	4.492.920,51	3.603.232,99	230.338,29	659.349,23	225.632,45	5,02%
Street-Network Department (5002.000101)	4.492.920,51	3.603.232,99	230.338,29	659.349,23	225.632,45	5,02%
Signage	2.307.129,39	1.666.263,30	302.288,10	338.577,99	0,00	
Urban Spaces (1204)	2.307.129,39	1.666.263,30	302.288,10	338.577,99	0,00	
Maintenance of road and path markings (120403)	1.153.564,69	833.131,65	151.144,05	169.288,99	0,00	
Mobility Services Directorate (5002.0002)	1.153.564,69	833.131,65	151.144,05	169.288,99	0,00	
Road Signs and Markings Department (5002.000203)	1.153.564,69	833.131,65	151.144,05	169.288,99	0,00	
Maintenance of vertical sign posts and signals (120404)	1.153.564,69	833.131,65	151.144,05	169.288,99	0,00	
Mobility Services Directorate (5002.0002)	1.153.564,69	833.131,65	151.144,05	169.288,99	0,00	
Road Signs and Markings Department (5002.000203)	1.153.564,69	833.131,65	151.144,05	169.288,99	0,00	
Urban Resilience	465.704,32	289.779,27	107.581,57	68.343,47	0,00	
Contingencies and emergencies (1203)	374.872,63	233.260,27	86.598,70	55.013,65	0,00	
Resilience (120301)	374.872,63	233.260,27	86.598,70	55.013,65	0,00	
Urban Resilience Department (5002.000001)	374.872,63	233.260,27	86.598,70	55.013,65	0,00	
Strategic and cross-departmental projects (1202)	90.831,69	56.519,00	20.982,88	13.329,82	0,00	
Studies, projects and follow-up on strategic projects (120201)	90.831,69	56.519,00	20.982,88	13.329,82	0,00	

INFRASTRUCTURE AND URBAN COORDINATION (1200)

COSTS, REVENUE AND COVERAGE RATE BY TYPE, MANAGEMENT OFFICE, SUBPROCESS AND ORGANISATION

Type / Management Office / Subprocess / Activity / Task / Organisation	Cost	Direct Cost	Cost Indirect	Structure Indirect Cost	Income	Coverage Rate
Urban Resilience Department (5002.000001)	90.831,69	56.519,00	20.982,88	13.329,82	0,00	
Work Coordination in Public Areas	1.039.636,06	720.354,11	166.712,31	152.569,63	16.117.390,73	1550,29%
Large infrastructures (1205)	227.807,87	157.845,95	36.530,45	33.431,47	0,00	
Barcelona ring roads and Gran Via Nord (120503)	56.951,97	39.461,49	9.132,61	8.357,87	0,00	
Work Coordination in Public Areas Department (5002.000002)	56.951,97	39.461,49	9.132,61	8.357,87	0,00	
Municipally governed infrastructures (120501)	56.951,97	39.461,49	9.132,61	8.357,87	0,00	
Work Coordination in Public Areas Department (5002.000002)	56.951,97	39.461,49	9.132,61	8.357,87	0,00	
Non-municipally governed infrastructures (120502)	56.951,97	39.461,49	9.132,61	8.357,87	0,00	
Work Coordination in Public Areas Department (5002.000002)	56.951,97	39.461,49	9.132,61	8.357,87	0,00	
Urban tunnels (120504)	56.951,97	39.461,49	9.132,61	8.357,87	0,00	
Work Coordination in Public Areas Department (5002.000002)	56.951,97	39.461,49	9.132,61	8.357,87	0,00	
Work Coordination in Public Areas (1201)	811.828,19	562.508,17	130.181,86	119.138,16	16.117.390,73	1985,32%
Amounts not assignable	0,00	0,00	0,00	0,00	16.054.468,56	
Work Coordination in Public Areas Department (5002.000002)	0,00	0,00	0,00	0,00	16.054.468,56	
Coordination of public service infrastructures (ACEFAT) (120101)	430.468,50	298.267,60	69.028,39	63.172,51	62.922,17	14,62%
Work Coordination in Public Areas Department (5002.000002)	430.468,50	298.267,60	69.028,39	63.172,51	62.922,17	14,62%
Drafting studies, work projects, preliminary and receiving reports (120103)	46.357,52	32.120,69	7.433,73	6.803,10	0,00	
Work Coordination in Public Areas Department (5002.000002)	46.357,52	32.120,69	7.433,73	6.803,10	0,00	
Work and Mobility Coordination in Public Areas (COM) (120102)	335.002,17	232.119,87	53.719,75	49.162,55	0,00	
Work Coordination in Public Areas Department (5002.000002)	335.002,17	232.119,87	53.719,75	49.162,55	0,00	
	22.492.610,13	17.662.494,07	1.531.143,39	22.492.610,13	16.455.499,60	73,16%

INFRASTRUCTURE AND URBAN COORDINATION (1200)

FUNDING BY TYPE, MANAGER'S OFFICE, SUBPROCESS AND ACTIVITY

Type / Manager's Office / Subprocess / Activity / Task	Cost	Income User	Income Others	City Council Theoretical contribution	
City Council (0)	22.492.610,13	16.117.390,73	338.108,87	6.037.110,53	26,84%
Deputy Manager's Office of Environment and Urban Services (5001)	132.031,08	0,00	104.027,28	28.003,80	21,21%
Energy and Environmental Quality	132.031,08	0,00	104.027,28	28.003,80	21,21%
Large infrastructures (1205)	10.522,32	0,00	0,00	10.522,32	100,00%
Urban tunnels (120504)	10.522,32	0,00	0,00	10.522,32	100,00%
Urban Spaces (1204)	121.508,76	0,00	104.027,28	17.481,48	14,39%
Electric vehicle infrastructures (120410)	121.508,76	0,00	104.027,28	17.481,48	14,39%
Deputy Manager's Office for Mobility and Infrastructures (5002)	22.360.579,05	16.117.390,73	234.081,59	6.009.106,73	26,87%
Infrastructures and Urban Areas	18.548.109,28	0,00	234.081,59	18.314.027,69	98,74%
Large infrastructures (1205)	7.352.196,79	0,00	0,00	7.352.196,79	100,00%
Barcelona ring roads and Gran Via Nord (120503)	7.281.029,76	0,00	0,00	7.281.029,76	100,00%
Municipally governed infrastructures (120501)	33.031,25	0,00	0,00	33.031,25	100,00%
Non-municipally governed infrastructures (120502)	27.597,84	0,00	0,00	27.597,84	100,00%
Urban tunnels (120504)	10.537,94	0,00	0,00	10.537,94	100,00%
Urban Spaces (1204)	11.195.912,49	0,00	234.081,59	10.961.830,90	97,91%
Elevator and escalator apparatus (120406)	1.247.344,14	0,00	8.449,14	1.238.895,00	99,32%
Maintenance of service galleries (120408)	163.234,22	0,00	0,00	163.234,22	100,00%
Management of events infrastructure: elements, teams, fences, signs, etc. (120409)	905.789,33	0,00	0,00	905.789,33	100,00%
Pavement (120411)	2.653.171,30	0,00	0,00	2.653.171,30	100,00%
Road structures (120402)	1.733.452,98	0,00	0,00	1.733.452,98	100,00%
Urban furniture (120401)	4.492.920,51	0,00	225.632,45	4.267.288,06	94,98%
Signage	2.307.129,39	0,00	0,00	2.307.129,39	100,00%
Urban Spaces (1204)	2.307.129,39	0,00	0,00	2.307.129,39	100,00%
Maintenance of road and path markings (120403)	1.153.564,69	0,00	0,00	1.153.564,69	100,00%
Maintenance of vertical sign posts and signals (120404)	1.153.564,69	0,00	0,00	1.153.564,69	100,00%
Urban Resilience	465.704,32	0,00	0,00	465.704,32	100,00%
Contingencies and emergencies (1203)	374.872,63	0,00	0,00	374.872,63	100,00%
Resilience (120301)	374.872,63	0,00	0,00	374.872,63	100,00%
Strategic and cross-departmental projects (1202)	90.831,69	0,00	0,00	90.831,69	100,00%
Studies, projects and follow-up on strategic projects (120201)	90.831,69	0,00	0,00	90.831,69	100,00%
Work Coordination in Public Areas	1.039.636,06	16.117.390,73	0,00	0,00	0,00%

INFRASTRUCTURE AND URBAN COORDINATION (1200)

FUNDING BY TYPE, MANAGER'S OFFICE, SUBPROCESS AND ACTIVITY

Type / Manager's Office / Subprocess / Activity / Task	Cost	Income User	Income Others	City Council Theoretical contribution	
Large infrastructures (1205)	227.807,87	0,00	0,00	227.807,87	100,00%
Barcelona ring roads and Gran Via Nord (120503)	56.951,97	0,00	0,00	56.951,97	100,00%
Municipally governed infrastructures (120501)	56.951,97	0,00	0,00	56.951,97	100,00%
Non-municipally governed infrastructures (120502)	56.951,97	0,00	0,00	56.951,97	100,00%
Urban tunnels (120504)	56.951,97	0,00	0,00	56.951,97	100,00%
Work Coordination in Public Areas (1201)	811.828,19	16.117.390,73	0,00	0,00	0,00%
Amounts not assignable	0,00	16.054.468,56	0,00	0,00	0,00%
Coordination of public service infrastructures (ACEFAT) (120101)	430.468,50	62.922,17	0,00	367.546,33	85,38%
Drafting studies, work projects, preliminary and receiving reports (120103)	46.357,52	0,00	0,00	46.357,52	100,00%
Work and Mobility Coordination in Public Areas (COM) (120102)	335.002,17	0,00	0,00	335.002,17	100,00%
	22.492.610,13	16.117.390,73	338.108,87	6.037.110,53	26,84%

INFRASTRUCTURE AND URBAN COORDINATION (1200)

FUNDING BY TYPE, MANAGEMENT OFFICE, SUBPROCESS, ACTIVITY AND ORGANISATION

Type / Management Office / Subprocess / Activity / Task / Organisation	Cost	Income User	Income Others	City Council Theoretical contribution	
City Council (0)	22.492.610,13	16.117.390,73	338.108,87	6.037.110,53	26,84%
Deputy Manager's Office of Environment and Urban Services (5001)	132.031,08	0,00	104.027,28	28.003,80	21,21%
Energy and Environmental Quality	132.031,08	0,00	104.027,28	28.003,80	21,21%
Large infrastructures (1205)	10.522,32	0,00	0,00	10.522,32	100,00%
Urban tunnels (120504)	10.522,32	0,00	0,00	10.522,32	100,00%
Energy Services and Environmental Quality Directorate (5001.0001)	10.522,32	0,00	0,00	10.522,32	100,00%
Street Lighting Department (5001.000102)	10.522,32	0,00	0,00	10.522,32	100,00%
Urban Spaces (1204)	121.508,76	0,00	104.027,28	17.481,48	14,39%
Electric vehicle infrastructures (120410)	121.508,76	0,00	104.027,28	17.481,48	14,39%
Energy Services and Environmental Quality Directorate (5001.0001)	121.508,76	0,00	104.027,28	17.481,48	14,39%
Street Lighting Department (5001.000102)	121.508,76	0,00	104.027,28	17.481,48	14,39%
Deputy Manager's Office for Mobility and Infrastructures (5002)	22.360.579,05	16.117.390,73	234.081,59	6.009.106,73	26,87%
Infrastructures and Urban Areas	18.548.109,28	0,00	234.081,59	18.314.027,69	98,74%
Large infrastructures (1205)	7.352.196,79	0,00	0,00	7.352.196,79	100,00%
Barcelona ring roads and Gran Via Nord (120503)	7.281.029,76	0,00	0,00	7.281.029,76	100,00%
Infrastructure and Urban Space Services Directorate (5002.0001)	7.281.029,76	0,00	0,00	7.281.029,76	100,00%
Railways and Ports Coordination Department (5002.000102)	6.272,97	0,00	0,00	6.272,97	100,00%
Street-Network Department (5002.000101)	7.274.756,79	0,00	0,00	7.274.756,79	100,00%
Municipally governed infrastructures (120501)	33.031,25	0,00	0,00	33.031,25	100,00%
Infrastructure and Urban Space Services Directorate (5002.0001)	33.031,25	0,00	0,00	33.031,25	100,00%
Railways and Ports Coordination Department (5002.000102)	6.272,97	0,00	0,00	6.272,97	100,00%
Street-Network Department (5002.000101)	26.758,28	0,00	0,00	26.758,28	100,00%
Non-municipally governed infrastructures (120502)	27.597,84	0,00	0,00	27.597,84	100,00%
Infrastructure and Urban Space Services Directorate (5002.0001)	27.597,84	0,00	0,00	27.597,84	100,00%
Railways and Ports Coordination Department (5002.000102)	6.272,97	0,00	0,00	6.272,97	100,00%
Street-Network Department (5002.000101)	21.324,87	0,00	0,00	21.324,87	100,00%
Urban tunnels (120504)	10.537,94	0,00	0,00	10.537,94	100,00%
Infrastructure and Urban Space Services Directorate (5002.0001)	10.537,94	0,00	0,00	10.537,94	100,00%
Railways and Ports Coordination Department (5002.000102)	6.272,97	0,00	0,00	6.272,97	100,00%
Street-Network Department (5002.000101)	4.264,97	0,00	0,00	4.264,97	100,00%
Urban Spaces (1204)	11.195.912,49	0,00	234.081,59	10.961.830,90	97,91%

INFRASTRUCTURE AND URBAN COORDINATION (1200)

FUNDING BY TYPE, MANAGEMENT OFFICE, SUBPROCESS, ACTIVITY AND ORGANISATION

Type / Management Office / Subprocess / Activity / Task / Organisation	Cost	Income User	Income Others	City Council Theoretical contribution	
Elevator and escalator apparatus (120406)	1.247.344,14	0,00	8.449,14	1.238.895,00	99,32%
Infrastructure and Urban Space Services Directorate (5002.0001)	1.247.344,14	0,00	8.449,14	1.238.895,00	99,32%
Infrastructure and Urban Space Services Directorate (5002.0001)	0,00	0,00	8.449,14	0,00	0,00%
Street-Network Department (5002.000101)	1.247.344,14	0,00	0,00	1.247.344,14	100,00%
Maintenance of service galleries (120408)	163.234,22	0,00	0,00	163.234,22	100,00%
Infrastructure and Urban Space Services Directorate (5002.0001)	163.234,22	0,00	0,00	163.234,22	100,00%
Street-Network Department (5002.000101)	163.234,22	0,00	0,00	163.234,22	100,00%
Management of events infrastructure: elements, teams, fences, signs, etc. (120409)	905.789,33	0,00	0,00	905.789,33	100,00%
Infrastructure and Urban Space Services Directorate (5002.0001)	905.789,33	0,00	0,00	905.789,33	100,00%
Street-Network Department (5002.000101)	905.789,33	0,00	0,00	905.789,33	100,00%
Pavement (120411)	2.653.171,30	0,00	0,00	2.653.171,30	100,00%
Infrastructure and Urban Space Services Directorate (5002.0001)	2.653.171,30	0,00	0,00	2.653.171,30	100,00%
Street-Network Department (5002.000101)	2.653.171,30	0,00	0,00	2.653.171,30	100,00%
Road structures (120402)	1.733.452,98	0,00	0,00	1.733.452,98	100,00%
Infrastructure and Urban Space Services Directorate (5002.0001)	1.733.452,98	0,00	0,00	1.733.452,98	100,00%
Street-Network Department (5002.000101)	1.733.452,98	0,00	0,00	1.733.452,98	100,00%
Urban furniture (120401)	4.492.920,51	0,00	225.632,45	4.267.288,06	94,98%
Infrastructure and Urban Space Services Directorate (5002.0001)	4.492.920,51	0,00	225.632,45	4.267.288,06	94,98%
Street-Network Department (5002.000101)	4.492.920,51	0,00	225.632,45	4.267.288,06	94,98%
Signage	2.307.129,39	0,00	0,00	2.307.129,39	100,00%
Urban Spaces (1204)	2.307.129,39	0,00	0,00	2.307.129,39	100,00%
Maintenance of road and path markings (120403)	1.153.564,69	0,00	0,00	1.153.564,69	100,00%
Mobility Services Directorate (5002.0002)	1.153.564,69	0,00	0,00	1.153.564,69	100,00%
Road Signs and Markings Department (5002.000203)	1.153.564,69	0,00	0,00	1.153.564,69	100,00%
Maintenance of vertical sign posts and signals (120404)	1.153.564,69	0,00	0,00	1.153.564,69	100,00%
Mobility Services Directorate (5002.0002)	1.153.564,69	0,00	0,00	1.153.564,69	100,00%
Road Signs and Markings Department (5002.000203)	1.153.564,69	0,00	0,00	1.153.564,69	100,00%
Urban Resilience	465.704,32	0,00	0,00	465.704,32	100,00%
Contingencies and emergencies (1203)	374.872,63	0,00	0,00	374.872,63	100,00%
Resilience (120301)	374.872,63	0,00	0,00	374.872,63	100,00%
Urban Resilience Department (5002.000001)	374.872,63	0,00	0,00	374.872,63	100,00%
Strategic and cross-departmental projects (1202)	90.831,69	0,00	0,00	90.831,69	100,00%
Studies, projects and follow-up on strategic projects (120201)	90.831,69	0,00	0,00	90.831,69	100,00%
Urban Resilience Department (5002.000001)	90.831,69	0,00	0,00	90.831,69	100,00%

INFRASTRUCTURE AND URBAN COORDINATION (1200)

FUNDING BY TYPE, MANAGEMENT OFFICE, SUBPROCESS, ACTIVITY AND ORGANISATION

Type / Management Office / Subprocess / Activity / Task / Organisation	Cost	Income User	Income Others	City Council Theoretical contribution	
Work Coordination in Public Areas	1.039.636,06	16.117.390,73	0,00	0,00	0,00%
Large infrastructures (1205)	227.807,87	0,00	0,00	227.807,87	100,00%
Barcelona ring roads and Gran Via Nord (120503)	56.951,97	0,00	0,00	56.951,97	100,00%
Work Coordination in Public Areas Department (5002.000002)	56.951,97	0,00	0,00	56.951,97	100,00%
Municipally governed infrastructures (120501)	56.951,97	0,00	0,00	56.951,97	100,00%
Work Coordination in Public Areas Department (5002.000002)	56.951,97	0,00	0,00	56.951,97	100,00%
Non-municipally governed infrastructures (120502)	56.951,97	0,00	0,00	56.951,97	100,00%
Work Coordination in Public Areas Department (5002.000002)	56.951,97	0,00	0,00	56.951,97	100,00%
Urban tunnels (120504)	56.951,97	0,00	0,00	56.951,97	100,00%
Work Coordination in Public Areas Department (5002.000002)	56.951,97	0,00	0,00	56.951,97	100,00%
Work Coordination in Public Areas (1201)	811.828,19	16.117.390,73	0,00	0,00	0,00%
Amounts not assignable	0,00	16.054.468,56	0,00	0,00	0,00%
Work Coordination in Public Areas Department (5002.000002)	0,00	16.054.468,56	0,00	0,00	0,00%
Coordination of public service infrastructures (ACEFAT) (120101)	430.468,50	62.922,17	0,00	367.546,33	85,38%
Work Coordination in Public Areas Department (5002.000002)	430.468,50	62.922,17	0,00	367.546,33	85,38%
Drafting studies, work projects, preliminary and receiving reports (120103)	46.357,52	0,00	0,00	46.357,52	100,00%
Work Coordination in Public Areas Department (5002.000002)	46.357,52	0,00	0,00	46.357,52	100,00%
Work and Mobility Coordination in Public Areas (COM) (120102)	335.002,17	0,00	0,00	335.002,17	100,00%
Work Coordination in Public Areas Department (5002.000002)	335.002,17	0,00	0,00	335.002,17	100,00%
	22.492.610,13	16.117.390,73	338.108,87	6.037.110,53	26,84%

